

IMA Commission on New Minerals, Nomenclature and Classification (CNMNC)

NEWSLETTER 27

New minerals and nomenclature modifications approved in 2015

U. HALENIUS¹ (Chairman, CNMNC), F. HATERT² (Vice-Chairman, CNMNC), M. PASERO³ (Vice-Chairman, CNMNC) AND S. J. MILLS⁴ (Secretary, CNMNC)

¹ Department of Mineralogy, Naturhistoriska Riksmuseet, Box 50007, SE-104 05 Stockholm, Sweden – ulf.halenius@nrm.se

² Laboratoire de Minéralogie, Université de Liège, B-4000 Liège, Belgium – fhatert@ulg.ac.be

³ Dipartimento di Scienze della Terra, Università di Pisa, Via Santa Maria 53, I-56126 Pisa, Italy – marco.pasero@unipi.it

⁴ Geosciences, Museum Victoria, PO Box 666, Melbourne, Victoria 3001, Australia – smills@museum.vic.gov.au

The information given here is provided by the IMA Commission on New Minerals, Nomenclature and Classification for comparative purposes and as a service to mineralogists working on new species.

Each mineral is described in the following format:

Mineral name, if the authors agree on its release prior to the full description appearing in press

Chemical formula

Type locality

Full authorship of proposal

E-mail address of corresponding author

Relationship to other minerals

Crystal system, Space group; Structure determined, yes or no

Unit-cell parameters

Strongest lines in the X-ray powder diffraction pattern

Type specimen repository and specimen number

Citation details for the mineral prior to publication of full description

Citation details concern the fact that this information will be published in the *Mineralogical Magazine* on a routine basis, as well as being added month by month to the Commission's web site.

It is still a requirement for the authors to publish a full description of the new mineral.

NO OTHER INFORMATION WILL BE RELEASED BY THE COMMISSION

NEW MINERAL PROPOSALS APPROVED IN
AUGUST 2015Newsletter No. 27, October 2015, page 1224;
Mineralogical Magazine, **79**, 1229–1236.

IMA No. 2015-041

Dachiardite-K



1 km NW of the village of Zvezdel, and 0.5 km E of the village of Austa, Momchilgrad Municipality, Eastern Rhodopes, Bulgaria

Nikita V. Chukanov*, Svetlana Encheva, Petko Petrov, Igor V. Pekov, Dmitriy I. Belakovskiy, Sergey N. Britvin and Sergey M. Aksenov

*E-mail: chukanov@icp.ac.ru

Zeolite supergroup

Monoclinic: $C2/m$, Cm or $C2$ $a = 18.670(8)$, $b = 7.511(3)$, $c = 10.231(4)$ Å, $\beta = 107.79(3)^\circ$

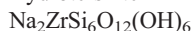
9.76(24), 8.85(58), 4.985(13), 4.870(59), 3.807(16), 3.768(20), 3.457(100), 2.966(17)

Type material is deposited in the mineralogical collections of the Earth and Man National Museum, Sofia, Bulgaria, registration number 23927

How to cite: Chukanov, N.V., Encheva, S., Petrov, P., Pekov, I.V., Belakovskiy, D.I., Britvin, S.N. and Aksenov, S.M. (2015) Dachiardite-K, IMA 2015-041. CNMNC Newsletter No. 27, October 2015, page 1224; *Mineralogical Magazine*, **79**, 1229–1236.

IMA No. 2015-042

Hydroterskite

Saint-Amable sill, approximately 20 km ENE of Montréal, and 7 km E of the St. Lawrence River, Verchères county, Québec, Canada ($45^\circ 39' \text{N}$, $73^\circ 7' \text{W}$)

Joel D. Grice*, Ralph Rowe and Glenn Poirier

*E-mail: jgrice@mus-nature.ca

Related to terskite

Orthorhombic: $Pnca$; structure determined $a = 13.956(6)$, $b = 14.894(5)$, $c = 7.441(4)$ Å

7.427(56), 4.123(55), 3.716(53), 3.482(51), 3.322(100), 3.283(80), 3.158(54), 2.544(57)

Type material is deposited in the mineralogical collections of the Canadian Museum of Nature, P.O. Box 3443, Station D, Ottawa, Ontario K1P 6P4, catalogue number CMNMC 86896

How to cite: Grice, J.D., Rowe, R. and Poirier, G. (2015) Hydroterskite, IMA 2015-042. CNMNC

IMA No. 2015-043

Lucchesiite

Ratnapura, Sri Lanka ($6^\circ 35' \text{N}$, $80^\circ 35' \text{E}$) and Mirošov, near Strážek, western Moravia, Czech Republic ($49^\circ 27' 49.38'' \text{N}$, $16^\circ 9' 54.34'' \text{E}$)

Ferdinando Bosi*, Henrik Skogby, Marco E. Ciriotti, Petr Gadas, Milan Novák, Jan Cempírek, Dalibor Všíanský and Jan Filip

*E-mail: ferdinando.bosi@uniroma1.it

Tourmaline supergroup

Trigonal: $R3m$; structure determined $a = 16.0018(7)$, $c = 7.2149(3)$ Å

SL: 4.236(42), 3.490(72), 2.970(99), 2.587(100), 2.048(65), 1.926(43), 1.666(38), 1.512(42)

CR: 6.424(53), 4.249(41), 4.007(29), 3.503(100), 2.979(100), 2.591(84), 2.413(22), 2.053(49)

Type material (SL) is deposited in the collections of the Museum of Mineralogy, Earth Sciences Department, Sapienza University of Rome, Piazzale Aldo Moro 5, 00185 Rome, catalogue number 33198/1. Co-type material (CR) is deposited in the Moravian Museum, Department of Mineralogy and Petrography, Zelný trh 6, Brno, Czech Republic, catalogue numbers A11137 and A11138

How to cite: Bosi, F., Skogby, H., Ciriotti, M.E., Gadas, P., Novák, M., Cempírek, J., Všíanský, D. and Filip, J. (2015) Lucchesiite, IMA 2015-043. CNMNC Newsletter No. 27, October 2015, page 1224; *Mineralogical Magazine*, **79**, 1229–1236.

IMA No. 2015-045

Hexacelsian

Hatrumim Basin, near Arad, Negev Desert, Israel ($31^\circ 09' \text{N}$, $35^\circ 17' \text{E}$)

Irina O. Galuskina*, Evgeny V. Galuskin, Krystian Prusik, Yevgeny Vapnik, Piotr Dzierżanowski and Mikhail Murashko

*E-mail: irina.galuskina@us.edu.pl

A polymorph of celsian

Hexagonal: $P6_3/mcm$ $a = 5.292(1)$, $c = 15.557(2)$ Å

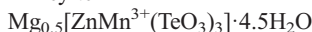
7.779(28), 3.949(100), 2.965(75), 2.646(44), 2.198(30), 1.852(20), 1.691(17), 1.582(22)

Type material is deposited in the collections of the Mineralogical Museum, University of Wrocław, Cybulskiego 30, 50-205 Wrocław, Poland, catalogue number MMUWr II-20465

How to cite: Galuskina, I.O., Galuskin, E.V., Prusik, K., Vapnik, Y., Dzierzanowski, P. and Murashko, M. (2015) Hexacelsian, IMA 2015-045. CNMNC Newsletter No. 27, October 2015, page 1224; *Mineralogical Magazine*, **79**, 1229–1236.

IMA No. 2015-046

Ilimreyite



Sentyabr'skoe silver and gold deposit, 110 km ESE of the town of Bilibino, Western Chukotka, North-Eastern Region, Russia (67°41'N, 168°52'E)
Igor V. Pekov*, Oleg I. Siidra, Evgeniy A. Vlasov, Vasilii O. Yapaskurt, Evgeniya A. Lukina, Yury S. Polekhovsky and Andrey V. Apletalin

*E-mail: igorpekov@mail.ru

The Mn³⁺ analogue of zemannite

Hexagonal: $P6_3/m$; structure determined

$a = 9.40(2)$, $c = 7.66(2)$ Å

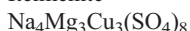
8.18(100), 4.088(61), 3.847(14), 3.087(15), 2.977(16), 2.864(24), 2.796(52), 2.356(10)

Type material is deposited in the collections of the Fersman Mineralogical Museum of the Russian Academy of Sciences, Moscow, Russia, registration number 4720/1

How to cite: Pekov, I.V., Siidra, O.I., Vlasov, E.A., Yapaskurt, V.O., Lukina, E.A., Polekhovsky, Y.S. and Apletalin, A.V. (2015) Ilimreyite, IMA 2015-046. CNMNC Newsletter No. 27, October 2015, page 1225; *Mineralogical Magazine*, **79**, 1229–1236.

IMA No. 2015-047

Itelmenite



In several fumaroles on the Naboko cinder cone of the Great Fissure Eruption, Tolbachik volcano, Kamchatka Peninsula, Far-Eastern Region, Russia (55°46'06"N, 160°18'59"E, 1650 m asl)
Evgeny V. Nazarchuk, Oleg I. Siidra*, Atali A. Agakhanov, Evgeniya A. Lukina, Evgeniya Y. Avdontseva, Lidiya P. Vergasova, Stanislav K. Filatov and Gennady A. Karpov

*E-mail: o.siidra@spbu.ru

New structure type

Orthorhombic: $Pbca$; structure determined

$a = 9.568(2)$, $b = 8.790(2)$, $c = 28.715(8)$ Å
7.961(30), 7.180(31), 5.912(100), 3.845(62), 3.629(33), 3.491(26), 3.000(24), 2.939(52)

Type material is deposited in the collections of the Mineralogical Museum, Department of Mineralogy, St Petersburg State University, St Petersburg, Russia, specimen number 19637

How to cite: Nazarchuk, E.V., Siidra, O.I., Agakhanov, A.A., Lukina, E.A., Avdontseva, E.Y., Vergasova, L.P., Filatov, S.K. and Karpov, G.A. (2015) Itelmenite, IMA 2015-047. CNMNC Newsletter No. 27, October 2015, page 1225; *Mineralogical Magazine*, **79**, 1229–1236.

IMA No. 2015-049

Joegoldsteinite



Social Circle iron meteorite, Walton Co., Georgia, USA

Junko Isa*, Chi Ma, Alan Rubin and John Wasson

*E-mail: jisa@ucla.edu

The Mn analogue of daubrélite

Cubic: $Fd\bar{3}m$

$a = 10.11$ Å

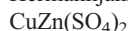
5.837(18), 3.574(34), 3.048(100), 2.528(58), 1.946(50), 1.787(95), 1.032(27), 0.799(40)

Type material is deposited in the Meteorite Collection, University of California, 595 Charles Young Drive East, Los Angeles, California 90095, USA, thick section TK724

How to cite: Isa, J., Ma, C., Rubin, A. and Wasson, J. (2015) Joegoldsteinite, IMA 2015-049. CNMNC Newsletter No. 27, October 2015, page 1225; *Mineralogical Magazine*, **79**, 1229–1236.

IMA No. 2015-050

Hermannjahnite



Naboko scoria cone, Great Fissure Eruption, Tolbachik volcano, Kamchatka Peninsula, Far-Eastern Region, Russia (55°46'N, 160°19'E, 1650 m asl)

Oleg I. Siidra*, Evgeny V. Nazarchuk, Atali A. Agakhanov, Evgeniya A. Lukina, Lidiya P. Vergasova, Stanislav K. Filatov, Igor V. Pekov, Gennady A. Karpov and Vasilii O. Yapaskurt

*E-mail: o.siidra@spbu.ru

The Zn analogue of dravertite

Monoclinic: $P2_1/n$; structure determined

$a = 4.8076(2)$, $b = 8.4785(3)$, $c = 6.7648(3)$ Å,
 $\beta = 93.041(3)^\circ$
 4.231(31), 4.177(100), 3.630(72), 3.486(25),
 2.681(29), 2.648(69), 2.561(29), 2.428(63)
 Type material is deposited in the collections of the
 Mineralogical Museum, Department of
 Mineralogy, St Petersburg State University, St
 Petersburg, Russia, specimen no. 19659
 How to cite: Siidra, O.I., Nazarchuk, E.V.,
 Agakhanov, A.A., Lukina, E.A., Vergasova,
 L.P., Filatov, S.K., Pekov, I.V., Karpov, G.A. and
 Yapaskurt, V.O. (2015) Hermannjahnite, IMA
 2015-050. CNMNC Newsletter No. 27, October
 2015, page 1225; *Mineralogical Magazine*, **79**,
 1229–1236.

IMA No. 2015-051

Grootfonteinite
 $\text{Pb}_3\text{O}(\text{CO}_3)_2$
 Kombat mine, Grootfontein District,
 Otjozondjupa Region, Namibia
 Oleg I. Siidra*, Erik Jonsson, Nikita V. Chukanov,
 Igor V. Pekov, Diana O. Zinyakhina, Yuri
 S. Polekhovsky and Vasilii O. Yapaskurt
 *E-mail: o.siidra@spbu.ru
 Structurally related to hydrocerussite and
 plumbonacrite
 Hexagonal: $P6_3mc$; structure determined
 $a = 5.303(1)$, $c = 13.770(2)$ Å
 4.353(9), 3.441(8), 3.244(100), 2.652(30), 2.627(12),
 2.294(21), 2.267(5), 2.053(39)
 Cotype material is deposited in the mineralogical
 collections of the Swedish Museum of Natural
 History, Stockholm, Sweden, catalogue number
 20080176
 How to cite: Siidra, O.I., Jonsson, E., Chukanov,
 N.V., Pekov, I.V., Zinyakhina, D.O., Polekhovsky,
 Y.S. and Yapaskurt, V.O. (2015) Grootfonteinite,
 IMA 2015-051. CNMNC Newsletter No. 27,
 October 2015, page 1226; *Mineralogical
 Magazine*, **79**, 1229–1236.

IMA No. 2015-052

Manganiceladonite
 $\text{KMgMn}^{3+}\text{Si}_4\text{O}_{10}(\text{OH})_2$
 Cerchiara mine, near Faggiona village, Val di Vara,
 La Spezia, Liguria, Italy ($44^\circ 11' 58''\text{N}$, $9^\circ 42' 1''\text{E}$)
 Giovanni O. Lepore*, Luca Bindi, Paola Bonazzi,
 Marco E. Ciriotti, Francesco Di Benedetto,

Enrico Mugnaioli, Cecilia Viti and Alberto
 Zanetti

*E-mail: giovanniorazio.lepore@unifi.it

The Mn^{3+} analogue of celadonite

Monoclinic: $C2$ or $C2/m$

$a = 5.15(1)$, $b = 8.92(1)$, $c = 10.30(1)$ Å,

$\beta = 102.0(1)^\circ$

10.055(100), 5.033(8), 4.482(6), 3.359(60),
 3.328(49), 3.034(19), 2.686(6), 2.015(15)

Type material is deposited in the mineralogical
 collections of the Museo di Storia Naturale,
 Università di Firenze, Via La Pira 4, I-50121,
 Firenze (Italy), catalogue number 3164/I

How to cite: Lepore, G.O., Bindi, L., Bonazzi, P.,
 Ciriotti, M.E., Di Benedetto, F., Mugnaioli, E.,
 Viti, C. and Zanetti, A. (2015)
 Manganiceladonite, IMA 2015-052. CNMNC
 Newsletter No. 27, October 2015, page 1226;
Mineralogical Magazine, **79**, 1229–1236.

IMA No. 2015-053

Kainotropite

$\text{Cu}_4\text{Fe}^{3+}\text{O}_2(\text{V}_2\text{O}_7)(\text{VO}_4)$

Yadovitaya (Poisonous) fumarole, Second scoria
 cone of the Northern Breakthrough of the Great
 Tolbachik Fissure Eruption, Tolbachik volcano,
 Kamchatka peninsula, Far-Eastern Region,
 Russia ($55^\circ 41'\text{N}$, $160^\circ 14'\text{E}$, 1200 m asl)

Igor V. Pekov*, Natalia V. Zubkova, Vasilii
 O. Yapaskurt, Yuri S. Polekhovsky, Sergey
 N. Britvin, Anna G. Turchkova, Evgeny
 G. Sidorov and Dmitry Y. Pushcharovsky

*E-mail: igorpekov@mail.ru

New structure type

Orthorhombic: $Pnma$; structure determined

$a = 14.139(2)$, $b = 6.7102(7)$, $c = 11.418(1)$ Å

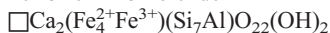
8.89(100), 5.728(33), 3.698(35), 3.651(25),
 3.357(52), 3.034(77), 2.968(60), 2.655(27)

Type material is deposited in the collections of the
 Fersman Mineralogical Museum, Russian
 Academy of Sciences, Moscow, Russia,
 registration number 4721/1

How to cite: Pekov, I.V., Zubkova, N.V.,
 Yapaskurt, V.O., Polekhovsky, Y.S., Britvin,
 S.N., Turchkova, A.G., Sidorov, E.G. and
 Pushcharovsky, D.Y. (2015) Kainotropite, IMA
 2015-053. CNMNC Newsletter No. 27, October
 2015, page 1226; *Mineralogical Magazine*, **79**,
 1229–1236.

IMA No. **2015-054**

Ferro-ferri-hornblende



Traversella Mine, Val Chiusella, Canavese, Torino, Piedmont, Italy (45°30'49"N, 7°45'26"E)
 Roberta Oberti*, Massimo Boiocchi, Frank C. Hawthorne, Neil A. Ball, Renato Pagano and Adriana Pagano

*E-mail: oberti@crystal.unipv.it

Amphibole supergroup

Monoclinic: $C2/m$; structure determined $a = 9.9307(5)$, $b = 18.223(1)$, $c = 5.3190(3)$ Å, $\beta = 104.857(1)^\circ$

8.493(100), 3.406(26), 3.151(47), 2.728(69), 2.615(32), 2.555(37), 2.359(38), 2.180(25)

Type material is deposited in the collections of the Museo di Mineralogia, Dipartimento di Scienze della Terra e dell'Ambiente, Università di Pavia, catalogue number 2015-01

How to cite: Oberti, R., Boiocchi, M., Hawthorne, F.C., Ball, N.A., Pagano, R. and Pagano, A. (2015) Ferro-ferri-hornblende, IMA 2015-054. CNMNC Newsletter No. 27, October 2015, page 1227; *Mineralogical Magazine*, **79**, 1229–1236.

IMA No. **2015-055**

Tatarinovite



Western wall of the Southern open pit, Bazhenovskoe deposit, Asbest, Sverdlovsk Oblast, Central Urals, Russia (57°5'N, 61°30'E)
 Nikita V. Chukanov, Anatoly V. Kasatkin, Natalia V. Zubkova, Sergey N. Britvin, Leonid A. Pautov, Igor V. Pekov, Dmitry A. Varlamov, Yana V. Bychkova, Alexander B. Loskutov and Elena A. Novgorodova

*E-mail: chukanov@icp.ac.ru

Ettringite group

Hexagonal: $P6_3$; structure determined $a = 11.1110(4)$, $c = 10.6294(6)$ Å

9.63(100), 5.556(30), 4.654(14), 3.841(21), 3.441(12), 2.746(10), 2.538(12), 2.186(9)

Cotype material is deposited in the collections of the Fersman Mineralogical Museum, Russian Academy of Sciences, Moscow, Russia, registration numbers 4736/1 and 4736/2

How to cite: Chukanov, N.V., Kasatkin, A.V., Zubkova, N.V., Britvin, S.N., Pautov, L.A., Pekov, I.V., Varlamov, D.A., Bychkova, Y.V., Loskutov, A.B. and Novgorodova, E.A. (2015) Tatarinovite, IMA 2015-055. CNMNC Newsletter

No. 27, October 2015, page 1227; *Mineralogical Magazine*, **79**, 1229–1236.

IMA No. **2015-056**

Maneckite



In the middle part of the Góry Sowie Block, Michałkowa, ca. 70 km SW of Wrocław, Poland (50°45'N, 16°27'E)

Adam Pieczka*, Frank C. Hawthorne, Bożena Gołębiowska and Adam Włodek

*E-mail: pieczka@agh.edu.pl

Wicksite group

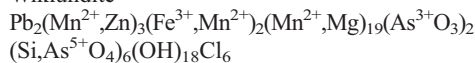
Orthorhombic: $Pcab$; structure determined
 $a = 12.526(4)$, $b = 12.914(5)$, $c = 11.664(4)$ Å
 3.020(68), 2.942(29), 2.916(78), 2.869(31), 2.844(35), 2.825(30), 2.759(100), 2.121(30)

Cotype material is deposited in the collections of the Mineralogical Museum, University of Wrocław, Cybulskiego 30, 50-205 Wrocław, Poland, catalogue number MMWr IV7674 and MMWr IV7676

How to cite: Pieczka, A., Hawthorne, F.C., Gołębiowska, B. and Włodek, A. (2015) Maneckite, IMA 2015-056. CNMNC Newsletter No. 27, October 2015, page 1227; *Mineralogical Magazine*, **79**, 1229–1236.

IMA No. **2015-057**

Wiklundite



Långban, Filipstad, Värmland, Sweden (59.85°N, 14.27°E)

Mark A. Cooper, Frank C. Hawthorne*, Jörgen Langhof, Ulf Hålenius and Dan Holtstam

*E-mail: frank_hawthorne@umanitoba.ca

New structure type

Trigonal: $R\bar{3}c$; structure determined $a = 8.257(2)$, $c = 126.59(4)$ Å

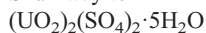
4.128(83), 4.052(58), 3.251(45), 3.098(81), 2.882(100), 2.805(90), 2.384(70), 2.320(56)

Type material is deposited in the collections of the Department of Geosciences, Swedish Museum of Natural History, Box 50007, SE-10405 Stockholm, Sweden, collection number NRM#20040085

How to cite: Cooper, M.A., Hawthorne, F.C., Langhof, J., Hålenius, U. and Holtstam, D. (2015) Wiklundite, IMA 2015-057. CNMNC Newsletter No. 27, October 2015, page 1227; *Mineralogical Magazine*, **79**, 1229–1236.

IMA No. 2015-058

Shumwayite



Green Lizard Mine and Giveaway-Simplot mine,
White Canyon mining district, San Juan Co.,
Utah, USA (37°34'37.10"N, 110°17'52.80"W
and 37°33'09.80"N, 110°16'58.50"W)

Anthony R. Kampf*, Jakub Plášil, Anatoly
V. Kasatkin, Joe Marty, Jiří Čejka and Ladislav
Lapčák

*E-mail: akampf@nhm.org

New structure type

Monoclinic: $P2_1/c$; structure determined $a = 6.7475(1)$, $b = 12.5026(3)$, $c = 16.903(1)$ Å, $\beta = 90.919(6)^\circ$

6.97(39), 5.58(48), 5.11(100), 4.86(44), 4.40(38),
4.04(47), 3.459(42), 3.373(50)

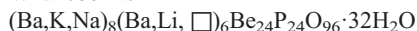
Cotype material is deposited in the mineralogical
collections of the Natural History Museum of Los
Angeles County, 900 Exposition Boulevard, Los
Angeles, CA 90007, USA, catalogue numbers
65589 and 65590 (GLM), 65591 and 65592
(GSM), and the Fersman Mineralogical Museum,
Russian Academy of Sciences, Moscow, Russia,
registration number 4741/1 (GLM)

How to cite: Kampf, A.R., Plášil, J., Kasatkin,
A.V., Marty, J., Čejka, J. and Lapčák, L. (2015)
Shumwayite, IMA 2015-058. CNMNC
Newsletter No. 27, October 2015, page 1228;
Mineralogical Magazine, 79, 1229–1236.

NEW MINERAL PROPOSALS APPROVED IN
SEPTEMBER 2015

IMA No. 2015-034

Wilancookite



Lavra Ponte do Piauí complex granitic pegmatite,
Itinga, Jequitinhonha, Minas Gerais, Brazil
(16°43'33"S, 41°53'55"W)

Luiz A.D. Menezes Filho, Frédéric Hatert*,
Simon Philippo, Luisa Ottolini, Fabrice Dal Bo,
Ricardo Scholz, Mário L.S.C. Chaves, Hexiong
Yang and Robert T. Downs

*E-mail: fhater@ulg.ac.be

Related to pahasapaite

Cubic: $I23$; structure determined $a = 13.5398(2)$ Å

6.90(60), 5.54(80), 3.630(60), 3.212(70),
3.043(100), 2.885(70), 2.774(80), 2.398(60)

Cotype material is deposited in the collections of the
Laboratory of Mineralogy, University of Liège,
catalogue number 20394, and the Natural History
Museum of Luxembourg, catalogue number 2011-33
How to cite: Menezes Filho, L.A.D., Hatert, F.,
Philippo, S., Ottolini, L., Dal Bo, F., Scholz, R.,
Chaves, M.L.S.C., Yang, H. and Downs, R.T.
(2015) Wilancookite, IMA 2015-034. CNMNC
Newsletter No. 27, October 2015, page 1228;
Mineralogical Magazine, 79, 1229–1236.

IMA No. 2015-044

Cyprine



Wessels mine, near Hotazel, Kalahari Manganese
Field, North Cape Province, South Africa
(27°12'S, 22°58'E)

Taras L. Panikorovskii, Vladimir V. Shilovskikh,
Evgenia Y. Avdontseva, Andrey A. Zolotarev,
Igor V. Pekov, Sergey N. Britvin and Sergey
V. Krivovichev*

*E-mail: skrivovi@mail.ru

Vesuvianite group

Tetragonal: $P4/n$; structure determined $a = 15.5173(4)$, $c = 11.8230(5)$ Å

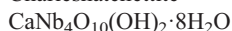
5.89(12), 3.482(10), 3.007(12), 2.950(47),
2.752(100), 2.594(76), 2.459(35), 1.622(28)

Type material is deposited in the collections of the
Mineralogical Museum of St. Petersburg State
University, catalogue no. 1/19536

How to cite: Panikorovskii, T.L., Shilovskikh, V.V.,
Avdontseva, E.Y., Zolotarev, A.A., Pekov, I.V.,
Britvin, S.N. and Krivovichev, S.V. (2015)
Cyprine, IMA 2015-044. CNMNC Newsletter
No. 27, October 2015, page 1228; *Mineralogical
Magazine*, 79, 1229–1236.

IMA No. 2015-048

Charleshatchettite



Poudrette quarry, Mont Saint-Hilaire, La-Vallée-
du-Richelieu RCM, Montérégie, Québec, Canada
(45°33'46"N, 73°8'30"W)

Monika M. Haring* and Andrew M. McDonald

*E-mail: mx_haring@laurentian.ca

Chemically similar to hochelagaite

Monoclinic: $C2/c$; structure determined

$a = 21.151(4)$, $b = 6.496(1)$, $c = 12.714(3)$ Å,
 $\beta = 103.958(3)^\circ$

10.308(100), 4.832(38), 4.731(39), 3.262(25),
3.193(25), 3.108(24), 2.697(20), 2.071(27)

Type material is deposited in the mineralogical collections of the Canadian Museum of Nature, Gatineau, Quebec, Canada J9J 3N7, catalogue number CMNMC 86894

How to cite: Haring, M.M. and McDonald, A.M. (2015) Charleshatchettite, IMA 2015-048. CNMNC Newsletter No. 27, October 2015, page 1228; *Mineralogical Magazine*, **79**, 1229–1236.

IMA No. 2015-059

Plavnoite

$K_{0.8}Mn_{0.6}[(UO_2)_2O_2(SO_4)] \cdot 3.5H_2O$

Plavno mine, Jáchymov, Western Bohemia, Czech Republic

Jakub Plášil*, Pavel Škácha, Radek Škoda, Anthony R. Kampf, Jiří Sejkora, Jiří Čejka, Jan Hloušek, Anatoly V. Kasatkin, Radim Pavlíček and Karel Babka

*E-mail: plasil@fzu.cz

Related to zippeite

Monoclinic: $C2/m$; structure determined

$a = 8.6288(8)$, $b = 14.2755(9)$, $c = 8.8598(8)$ Å, $\beta = 104.040(4)^\circ$

8.590(27), 1.133(100), 5.489(13), 3.565(25), 3.446(36), 3.104(47), 2.8650(14), 2.6582(15)

Cotype material is deposited in the collections of the National Museum, Department of Mineralogy and Petrology, Cirkusová 1740, Praha 9, Czech Republic, catalogue number PIP 4/2015, the Natural History Museum of Los Angeles County, 900 Exposition Boulevard, Los Angeles, CA 90007, USA, catalogue number 65588, and the Fersman Mineralogical Museum, Russian Academy of Sciences, Leninsky Ave, Moscow, Russia, registration number 4740/1

How to cite: Plášil, J., Škácha, P., Škoda, R., Kampf, A.R., Sejkora, J., Čejka, J., Hloušek, J., Kasatkin, A.V., Pavlíček, R. and Babka, K. (2015) Plavnoite, IMA 2015-059. CNMNC Newsletter No. 27, October 2015, page 1229; *Mineralogical Magazine*, **79**, 1229–1236.

IMA No. 2015-060

Honeaite

Au_3TiTe_2

Karonie Mine, Cowarna Downs Station, Western Australia, Australia (31°02'08"S, 122°33'39"E)

Clive M. Rice*, Mark D. Welch, John W. Still, Alan J. Criddle and Chris J. Stanley

*E-mail: c.rice@abdn.ac.uk

New structure type

Orthorhombic: $Pbcm$; structure determined

$a = 8.9671(4)$, $b = 8.8758(4)$, $c = 7.8419(5)$ Å
2.989(31), 2.938(100), 2.833(23), 2.296(14), 2.219(15), 2.095(47), 1.960(16), 1.853(17)

Type material is deposited in the mineralogical collections of the Natural History Museum, London, catalogue number BM 2015, 36

How to cite: Rice, C.M., Welch, M.D., Still, J.W., Criddle, A.J. and Stanley, C.J. (2015) Honeaite, IMA 2015-060. CNMNC Newsletter No. 27, October 2015, page 1229; *Mineralogical Magazine*, **79**, 1229–1236.

IMA No. 2015-061

Wampenite

$C_{18}H_{16}$

Wampen, Fichtelgebirge, Bavaria, Germany

Stuart J. Mills*, Anthony R. Kampf, Fabrizio Nestola, Peter A. Williams, Peter Leverett, Leila Hejazi, David E. Hibbs, Maria Mrorsko, Matteo Alvaro and Anatoly V. Kasatkin

*E-mail: smills@museum.vic.gov.au

New structure type

Monoclinic: $P2_1/a$; structure determined

$a = 6.733(2)$, $b = 8.689(3)$, $c = 23.709(7)$ Å, $\beta = 90.118(6)^\circ$

11.92(49), 5.32(43), 4.88(10), 4.366(28), 3.656(23), 3.504(33), 3.328(8), 2.164(9)

Type material is deposited in the collections of the Mineral Sciences Department, Natural History Museum of Los Angeles County (900 Exposition Boulevard, Los Angeles, California 90007, USA), catalogue number 63558

How to cite: Mills, S.J., Kampf, A.R., Nestola, F., Williams, P.A., Leverett, P., Hejazi, L., Hibbs, D.E., Mrorsko, M., Alvaro, M. and Kasatkin, A.V. (2015) Wampenite, IMA 2015-061. CNMNC Newsletter No. 27, October 2015, page 1229; *Mineralogical Magazine*, **79**, 1229–1236.

IMA No. 2015-062

Fluorcarmoite-(BaNa)

$Ba \square Na_2 Na_2 \square Ca Mg_{13} Al (PO_4)_{11} (PO_3OH) F_2$

Maremola Creek, near the village of Isallo, Magliolo, Savona, Liguria, Italy (44°12'06"N, 8°12'29"E)

Fernando Cámara*, Erica Bittarello, Marco E. Ciriotti, Fabrizio Nestola, Francesco Radica and Roberto Bracco

*E-mail: fernando.camaraartigas@unito.it

Arrojadite group

Monoclinic: Cc ; structure determined

$a = 16.4013(3)$, $b = 9.9487(1)$, $c = 24.4536(8)$ Å,

$\beta = 105.725(2)^\circ$

4.959(25), 4.570(24), 3.188(28), 3.012(100),

2.818(28), 2.735(32), 2.682(39), 2.526(25)

Type material is deposited in the collections of the Museo Regionale di Scienze Naturali, Sezione di Mineralogia, Petrografia e Geologia, via Giovanni Giolitti 36, I-10123 Torino, Italy, catalogue number M/15940

How to cite: Cámara, F., Bittarello, E., Ciriotti, M.E., Nestola, F., Radica, F. and Bracco, R. (2015) Fluorcarmoite-(BaNa), IMA 2015-062. CNMNC Newsletter No. 27, October 2015, page 1229; *Mineralogical Magazine*, **79**, 1229–1236.

IMA No. 2015-064

Lislkirchnerite

$Pb_6Al(OH)_8Cl_2(NO_3)_5 \cdot 2H_2O$

Nueva Esperanza no. 1 mine (–10 m sublevel), Capillitas deposit, Andalgalá Department, Catamarca Province, Argentina (27°20'30"S, 66°23'W)

Herta Effenberger*, Christian L. Lengauer, Eugen Libowitzky, Hubert Putz and Dan Topa

*E-mail: herta.silvia.effenberger@univie.ac.at

New structure type

Monoclinic: $P2_1/n$; structure determined

$a = 10.7834(6)$, $b = 9.0584(5)$, $c = 13.6178(9)$ Å,

$\beta = 102.28(2)^\circ$

7.490(50), 6.479(100), 5.256(60), 4.601(50), 3.455(40), 3.395(80), 2.916(40), 2.716(40)

Type material is deposited in the mineralogical collections of the Naturhistorisches Museum, Wien, Austria, catalogue number N 9835

How to cite: Effenberger, H., Lengauer, C.L., Libowitzky, E., Putz, H. and Topa, D. (2015) Lislkirchnerite, IMA 2015-064. CNMNC Newsletter No. 27, October 2015, page 1230; *Mineralogical Magazine*, **79**, 1229–1236.

NOMENCLATURE PROPOSALS APPROVED IN SEPTEMBER 2015

IMA 15-K: Thérèsemagnanite (redefined) and cobaltogordaite (discredited)

Proposal 15-K is accepted, and thérèsemagnanite is redefined as a mineral of the gordaite group, with formula $NaCo_4(SO_4)(OH)_6Cl \cdot 6H_2O$. Cobaltogordaite, a new mineral species recently defined by Kasatkin *et al.* (2014) (IMA 2014-043; see CNMNC Newsletter 22) and identical to thérèsemagnanite, is discredited. All data given in proposal IMA 2014-043 now correspond to thérèsemagnanite. The neotype specimen is deposited in the Fersman Mineralogical Museum of the Russian Academy of Sciences, Moscow, Russia, registration number 4561/1.