

IMA Commission on New Minerals, Nomenclature and Classification (CNMNC)

NEWSLETTER 34

New minerals and nomenclature modifications approved in 2016

U. HÅLENIUS¹ (CHAIRMAN CNMNC), F. HATERT² (VICE-CHAIRMAN CNMNC), M. PASERO³ (VICE-CHAIRMAN CNMNC) AND S.J. MILLS⁴ (SECRETARY CNMNC)

¹ Department of Geosciences, Naturhistoriska Riksmuseet, Box 50007, SE-104 05 Stockholm, Sweden – ulf.halenius@nrm.se

² Laboratoire de Minéralogie, Université de Liège, B-4000 Liège, Belgium – fhatert@ulg.ac.be

³ Dipartimento di Scienze della Terra, Università di Pisa, Via Santa Maria 53, I-56126 Pisa, Italy – marco.pasero@unipi.it

⁴ Geosciences, Museum Victoria, PO Box 666, Melbourne, Victoria 3001, Australia – smills@museum.vic.gov.au

The information given here is provided by the IMA Commission on New Minerals, Nomenclature and Classification for comparative purposes and as a service to mineralogists working on new species.

Each mineral is described in the following format:

Mineral name, if the authors agree on its release prior to the full description appearing in press

Chemical formula

Type locality

Full authorship of proposal

E-mail address of corresponding author

Relationship to other minerals

Crystal system, Space group; Structure determined, yes or no

Unit-cell parameters

Strongest lines in the X-ray powder diffraction pattern

Type specimen repository and specimen number

Citation details for the mineral prior to publication of full description

Citation details concern the fact that this information will be published in the *Mineralogical Magazine* on a routine basis, as well as being added month by month to the Commission's web site.

It is still a requirement for the authors to publish a full description of the new mineral.

NO OTHER INFORMATION WILL BE RELEASED BY THE COMMISSION

NEW MINERAL PROPOSALS APPROVED IN OCTOBER 2016

IMA No. 2016-063

Epifanovite



Kester tin deposit, Arga-Ynnykh-Khai massif, Sakha Republic, Russia

Victor N. Yakovenchuk, Yakov A. Pakhomovsky, Nataliya G. Konoplyova, Taras L. Panikirovskii, Julia A. Mikhailova, Vladimir N. Bocharov, Sergey V. Krivovichev and Gregory Y. Ivanyuk*

*E-mail: ivanyuk@geoksc.apatity.ru

Related to sampleite and andyrobetsite

Monoclinic: $P2_1/m$; structure determined

$a = 9.6911(8)$, $b = 9.7547(9)$, $c = 9.963(1) \text{ \AA}$,

$\beta = 102.24(1)^\circ$

9.73(100), 6.79(35), 4.355(12), 3.072(43),

3.061(24), 3.003(24), 2.698(11), 2.405(10)

Type material is deposited in the collections of the Mineralogical Museum of the St. Petersburg State University, Russia, catalogue No. 19658/1

How to cite: Yakovenchuk, V.N., Pakhomovsky, Y.A., Konoplyova, N.G., Panikirovskii, T.L., Mikhailova, J.A., Bocharov, V.N., Krivovichev, S.V. and Ivanyuk, G.Y. (2016) Epifanovite, IMA 2016-063. CNMNC Newsletter No. 34, December 2016, page 1316; *Mineralogical Magazine*, **80**, 1315–1321.

IMA No. 2016-064

Leesite



Jomac mine, Brown's Rim, White Canyon mining district, San Juan Co., Utah, USA (37° 51'43"N, 110°19'10"W)

Travis A. Olds*, Patrick Haynes, Anthony R. Kampf, Tyler Spano, Jakub Plášil, Shawn M. Carlson, Peter C. Burns, Antonio Simonetti and Owen P. Mills

*E-mail: tolds@nd.edu

Known synthetic Na analogue

Orthorhombic: $Pbca$; structure determined

$a = 14.866(7)$, $b = 14.126(7)$, $c = 16.772(8) \text{ \AA}$

7.45(92), 3.713(24), 3.566(65), 3.219(100),

2.578(28), 2.043(36), 1.982(25), 1.801(18)

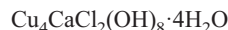
Cotype material is deposited in the mineralogical collections of the Natural History Museum of Los Angeles County, Los Angeles, USA, catalogue numbers 66285, 66286 and 66287, and the New Mexico

Bureau of Geology and Mineral Resources, Socorro, USA, catalogue number 19029

How to cite: Olds, T.A., Haynes, P., Kampf, A. R., Spano, T., Plášil, J., Carlson, S.M., Burns, P. C., Simonetti, A. and Mills, O.P. (2016) Leesite, IMA 2016-064. CNMNC Newsletter No. 34, December 2016, page 1316; *Mineralogical Magazine*, **80**, 1315–1321.

IMA No. 2016-065

Vondechenite



Caspar quarry, Bellerberg volcano, Rhineland-Palatinate, Germany (50°21'6"N, 7°14'2"E)

Jochen Schlüter*, Thomas Malcherek, Dieter Pohl and Christof Schäfer

*E-mail: Jochen.Schlueter@uni-hamburg.de

New structure type

Orthorhombic: $Cmcm$; structure determined

$a = 6.653(1)$, $b = 15.034(3)$, $c = 6.611(1) \text{ \AA}$

7.596(100), 3.070(39), 2.520(49), 2.484(66),

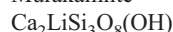
1.730(39), 1.485(29)

Type material is deposited in the collections of the Mineralogical Museum of the University of Hamburg, Grindelallee 48, D-20146 Hamburg, Germany, catalogue number MM 1366

How to cite: Schlüter, J., Malcherek, T., Pohl, D. and Schäfer, C. (2016) Vondechenite, IMA 2016-065. CNMNC Newsletter No. 34, December 2016, page 1316; *Mineralogical Magazine*, **80**, 1315–1321.

IMA No. 2016-066

Murakamiite



Iwagi Islet, Ehime Prefecture, Japan (34.263°N, 133.161°E)

Teruyoshi Imaoka*, Mariko Nagashima, Takashi Kano, Jun-Ichi Kimura, Qing Chang and Chihiro Fukuda

*E-mail: imaoka@yamaguchi-u.ac.jp

The Li analogue of pectolite

Triclinic: $P\bar{1}$; structure determined

$a = 7.9098(2)$, $b = 7.0320(2)$, $c = 6.9863(2) \text{ \AA}$, α

$= 90.596(2)$, $\beta = 95.589(2)$, $\gamma = 102.767(2)^\circ$

6.962(15), 3.845(20), 3.476(16), 3.295(41),

3.225(33), 3.055(49), 2.897(100), 2.284(19)

Type material is deposited in the mineralogical collections of the National Museum of Nature and Science, Tsukuba, Japan, specimen numbers NSM M44916

How to cite: Imaoka, T., Nagashima, M., Kano, T., Kimura, J.-I., Chang, Q. and Fukuda, C. (2016) Murakamiite, IMA 2016-066. CNMNC Newsletter No. 34, December 2016, page 1316; *Mineralogical Magazine*, **80**, 1315–1321.

IMA No. 2016-067

Machiite
 $\text{Al}_2\text{Ti}_3\text{O}_9$
 Murchison carbonaceous chondrite, fell at Murchison, Victoria, Australia (36°37'S, 145°12'E)
 Alexander N. Krot
 *E-mail: sasha@higp.hawaii.edu
 The Al analogue of schreyerite
 Monoclinic: $C2/c$
 $a = 17.102$, $b = 5.025$, $c = 7.058$ Å, $\beta = 106.6^\circ$
 8.195(100), 4.097(51), 3.382(41), 2.881(79), 2.745(79), 2.512(30), 2.436(44), 1.698(35)
 Type material is deposited in the meteorite collections of the Hawai'i Institute of Geophysics and Planetology, University of Hawai'i at Mānoa, 1680 East-West Road, Honolulu, Hawai'i 96822, USA, Murchison section UH80
 How to cite: Krot, A.N. (2016) Machiite, IMA 2016-067. CNMNC Newsletter No. 34, December 2016, page 1317; *Mineralogical Magazine*, **80**, 1315–1321.

IMA No. 2016-068

Calciojohillerite
 $\text{NaCaMg}_3(\text{AsO}_4)_3$
 Arsenatnaya fumarole, Second scoria cone of the Northern Breakthrough of the Great Tolbachik Fissure Eruption, Tolbachik volcano, Kamchatka peninsula, Far-Eastern Region, Russia (55°41'N, 160°14'E, 1200 m asl)
 Igor V. Pekov*, Natalia N. Koshlyakova, Atali A. Agakhanov, Natalia V. Zubkova, Dmitry I. Belakovskiy, Marina F. Viggasina, Anna G. Turchkova, Evgeny G. Sidorov and Dmitry Y. Pushcharovsky
 *E-mail: igorpekov@mail.ru
 Alluaudite group
 Monoclinic: $C2/c$; structure determined
 $a = 11.8405(3)$, $b = 12.7836(2)$, $c = 6.6916(2)$ Å,
 $\beta = 112.425(3)^\circ$
 3.509(16), 3.220(19), 2.910(17), 2.758(100), 2.735(25), 2.620(12), 1.661(16), 1.582(11)
 Type material is deposited in the collections of the Fersman Mineralogical Museum, Russian

Academy of Sciences, Moscow, Russia, registration number 4893/1

How to cite: Pekov, I.V., Koshlyakova, N.N., Agakhanov, A.A., Zubkova, N.V., Belakovskiy, D.I., Viggasina, M.F., Turchkova, A.G., Sidorov, E.G. and Pushcharovsky, D.Y. (2016) Calciojohillerite, IMA 2016-068. CNMNC Newsletter No. 34, December 2016, page 1317; *Mineralogical Magazine*, **80**, 1315–1321.

IMA No. 2016-069

Oxy-foitite
 $\square(\text{Fe}^{2+}\text{Al}_2)\text{Al}_6(\text{Si}_6\text{O}_{18})(\text{BO}_3)_3(\text{OH})_3\text{O}$
 Cooma metamorphic Complex, Cooma, New South Wales, Australia (36°14'S, 149°7'E)
 Ferdinando Bosi*, Henrik Skogby and Ulf Hålenius
 *E-mail: ferdinando.bosi@uniroma1.it
 Tourmaline supergroup
 Trigonal: $R3m$; structure determined
 $a = 15.9391(7)$, $c = 7.1515(4)$ Å
 6.357(51), 4.220(47), 3.990(49), 3.466(100), 2.953(87), 2.579(98), 2.048(30), 2.041(50)
 Type material is deposited in the mineralogical collections of the Museum of Earth Sciences, Department of Earth Sciences, Sapienza University, P.le A. Moro 5, 00185 Roma, Italy, catalogue number 8829/84
 How to cite: Bosi, F., Skogby, H. and Hålenius, U. (2016) Oxy-foitite, IMA 2016-069. CNMNC Newsletter No. 34, December 2016, page 1317; *Mineralogical Magazine*, **80**, 1315–1321.

NEW MINERAL PROPOSALS APPROVED IN NOVEMBER 2016

IMA No. 2016-070

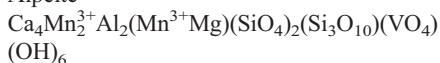
Davidsmithite
 $(\text{Ca}, \square)_2\text{Na}_6\text{Al}_8\text{Si}_8\text{O}_{32}$
 Liset, Selje, Vestlandet, Norway (62°4'N, 5°20'E)
 Sid-Ali Kechid*, Roberta Oberti, Giuseppe Rossi†, Giancarlo Parodi and Sylvain Pont
 *E-mail: kechidsa3@yahoo.fr
 Related to trinepheline and nepheline
 Hexagonal: $P6_3$; structure determined
 $a = 9.982(1)$, $c = 8.364(2)$ Å
 4.322(27), 4.182(66), 3.840(93), 3.267(71), 3.006(100), 2.882(41), 2.343(54), 2.305(31)

Type material is deposited in the mineralogical collections of the Muséum National d'Histoire Naturelle, Paris, France, thin section MNHN215-001

How to cite: Kechid, S.-A., Oberti, R., Rossi, G., Parodi, G. and Pont, P. (2016) Davidsmithite, IMA 2016-070. CNMNC Newsletter No. 34, December 2016, page 1317; *Mineralogical Magazine*, **80**, 1315–1321.

IMA No. 2016-072

Alpeite



Monte Alpe mine, Monte Alpe, Castiglione Chiavarese (GE) - Maissana (SP), Liguria, Italy (44°18'24"N, 9°32'00"E)

Anthony R. Kampf*, Cristina Carbone, Barbara P. Nash, Donato Belmonte, Luigi Chiappino and Fabrizio Castellarò

*E-mail: akampf@nhm.org

Ardennite group

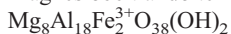
Orthorhombic: $Pnmm$; structure determined
 $a = 8.942(1)$, $b = 6.0534(6)$, $c = 18.978(2)$ Å
 4.049(52), 3.259(51), 3.022(93), 2.673(100),
 2.572(69), 2.095(53), 1.677(52), 1.511(83)

Type material is deposited in the mineralogical collections of the Natural History Museum of Los Angeles County, 900 Exposition Boulevard, Los Angeles, CA 90007, USA, catalogue number 66288

How to cite: Kampf, A.R., Carbone, C., Nash, B. P., Belmonte, D., Chiappino, L. and Castellarò, F. (2016) Alpeite, IMA 2016-072. CNMNC Newsletter No. 34, December 2016, page 1318; *Mineralogical Magazine*, **80**, 1315–1321.

IMA No. 2016-073

Magnesiobeltrandoite-2N3S



Marmore stream, middle Valtournenche, Valle d'Aosta, Italy (45°49'36"N, 7°34'51"E)

Fernando Cámara*, Roberto Cossio, Daniele Regis, Marco E. Ciriotti and Roberto Compagnoni

*E-mail: fernando.camaraartigas@unimi.it

Högbomite supergroup

Trigonal: $P\bar{3}m1$; structure determined
 $a = 5.7226(3)$, $c = 23.0231(9)$ Å
 2.858(42), 2.735(51), 2.484(46), 2.427(100),
 1.568(29), 1.514(30), 1.438(42), 1.429(72)

Type material is deposited in the mineralogical collections of the Museo Regionale di Scienze Naturali, Sezione di Mineralogia, Petrografia e Geologia, via Giovanni Giolitti 36, I-10123 Torino, Italy, catalogue number M/U17182

How to cite: Cámara, F., Cossio, R., Regis, D., Ciriotti, M.E. and Compagnoni, R. (2016) Magnesiobeltrandoite-2N3S, IMA 2016-073. CNMNC Newsletter No. 34, December 2016, page 1318; *Mineralogical Magazine*, **80**, 1315–1321.

IMA No. 2016-074

Zhanghuifenite



Santa Ana mine, San Luis province, Argentina (32°53'32"S, 65°55'43"W)

Hexiong Yang*, Anaïs Kobsch, Xiangping Gu, Robert T. Downs and Xiande Xie

*E-mail: hyang@email.arizona.edu

Isostructural with bobfergusonite

Monoclinic: $P2_1/n$; structure determined
 $a = 12.8926(3)$, $b = 12.4658(3)$, $c = 10.9178(2)$ Å,
 $\beta = 97.920(1)^\circ$

6.201(21), 3.445(13), 2.877(25), 2.697(100),
 2.527(34), 2.096(14), 1.742(14), 1.561(13)

Cotype material is deposited in the collections of the Mineral Museum of the University of Arizona, Tucson, USA, catalogue # 21321, and the RRUFF Project, deposition # R160030

How to cite: Yang, H., Kobsch, A., Gu, X., Downs, R.T. and Xie, X. (2016) Zhanghuifenite, IMA 2016-074. CNMNC Newsletter No. 34, December 2016, page 1318; *Mineralogical Magazine*, **80**, 1315–1321.

IMA No. 2016-075

Fluorarrojadite-(BaNa)



Elisabeth adit, near Gemerská Poloma village, Rožňava Co., Košice Region, Slovakia (48°45'04.06"S, 20°29'39.27"W)

Martin Števkó*, Jiří Sejkora, Pavel Uher and Fernando Cámara

*E-mail: stevko@fns.uniba.sk

Arrojadite group

Monoclinic: Cc ; structure determined
 $a = 16.563(1)$, $b = 10.0476(6)$, $c = 24.669(1)$ Å,
 $\beta = 105.452(4)^\circ$

3.412(21), 3.224(37), 3.040(100), 2.850(22), 2.833(18), 2.713(56), 2.556(33), 2.512(23)

Type material is deposited in the collections of the Department of Mineralogy and Petrology, National Museum, Cirkusová 1740, 193 00 Praha 9, Czech Republic, catalogue number PIP 13/2016, and the Department of Mineralogy and Petrology, Faculty of Natural Sciences, Comenius University, Ilkovičova 6, 842 15 Bratislava, Slovakia, catalogue number 7401
How to cite: Števkó, M., Sejkora, J., Uher, P. and Cámara, F. (2016) Fluorarrojadite-(BaNa), IMA 2016-075. CNMNC Newsletter No. 34, December 2016, page 1318; *Mineralogical Magazine*, **80**, 1315–1321.

IMA No. 2016-076

Vorontsovite

$(\text{Hg}_5\text{Cu})_{26}\text{TlAs}_4\text{S}_{12}$

Vorontsovskoe gold deposit, 0.5 km west of the settlement of Vorontsovka, 13 km south of the city of Krasnotur'insk, Sverdlovskaya Oblast', Northern Urals, Russia (59°39'5"N, 60°12'56"E)

Anatoly V. Kasatkin*, Fabrizio Nestola, Atali A. Agakhanov, Radek Škoda, Vladimir Y. Karpenko and Mikhail V. Tsyganko

*E-mail: anatoly.kasatkin@gmail.com

The thallium analogue of galkhaite

Cubic; $\bar{I}43m$; structure determined

$a = 10.2956(6) \text{ \AA}$

4.198(79), 2.970(100), 2.749(66), 2.572(22), 2.017(20), 1.879(18), 1.818(49), 1.550(31)

Type material is deposited in the collections of the Fersman Mineralogical Museum of the Russian Academy of Sciences, Moscow, Russia, registration number 4917/1

How to cite: Kasatkin, A.V., Nestola, F., Agakhanov, A.A., Škoda, R., Karpenko, V.Y. and Tsyganko, M.V. (2016) Vorontsovite, IMA 2016-076. CNMNC Newsletter No. 34, December 2016, page 1319; *Mineralogical Magazine*, **80**, 1315–1321.

IMA No. 2016-077

Jaszczakite

$[\text{Bi}_3\text{S}_3][\text{AuS}_2]$

Alsó-Rózsa adit, Nagybörzsöny, Börzsöny Mts, Pest Co., Hungary (47°56'N, 18°50'E)

Luca Bindi* and Werner H. Paar

*E-mail: luca.bindi@unifi.it

The S and Bi analogue of buckhornite
Orthorhombic; $Pm\bar{m}n$; structure determined
 $a = 3.858(1)$, $b = 12.552(3)$, $c = 9.289(2) \text{ \AA}$
7.467(100), 6.276(90), 5.200(24), 3.096(68), 2.777(26), 2.092(22), 1.929(20), 1.733(18)

Type material is deposited in the mineralogical collections of the Museo di Storia Naturale, Università di Firenze, Via La Pira 4, I-50121, Firenze, Italy, catalogue number 3237/I

How to cite: Bindi, L. and Paar, W.H. (2016) Jaszczakite, IMA 2016-077. CNMNC Newsletter No. 34, December 2016, page 1319; *Mineralogical Magazine*, **80**, 1315–1321.

IMA No. 2016-078

Magnesiohatertite

$(\text{Na,Ca})_2\text{Ca}(\text{Mg,Fe}^{3+})_2(\text{AsO}_4)_3$

Arsenatnaya fumarole, Second scoria cone of the Northern Breakthrough of the Great Tolbachik Fissure Eruption, Tolbachik volcano, Kamchatka peninsula, Far-Eastern Region, Russia (55°41'N, 160°14'E, 1200 m asl)
Igor V. Pekov*, Inna S. Lykova, Natalia N. Koshlyakova, Dmitry I. Belakovskiy, Marina F. Vigasina, Atali A. Agakhanov, Sergey N. Britvin, Anna G. Turchkova, Evgeny G. Sidorov and Gerald Giester

*E-mail: igorpekov@mail.ru

Alluaudite group

Monoclinic; $C2/c$; structure determined

$a = 12.310(1)$, $b = 13.002(1)$, $c = 6.7211(5) \text{ \AA}$,
 $\beta = 113.823(4)^\circ$

6.50(35), 5.66(26), 3.635(41), 3.221(55), 3.086(27), 2.837(100), 2.792(57), 2.648(42)

Type material is deposited in the collections of the Fersman Mineralogical Museum, Russian Academy of Sciences, Moscow, Russia, registration number 4912/1

How to cite: Pekov, I.V., Lykova, I.S., Koshlyakova, N.N., Belakovskiy, D.I., Vigasina, M.F., Agakhanov, A.A., Britvin, S.N., Turchkova, A.G., Sidorov, E.G. and Giester, G. (2016) Magnesiohatertite, IMA 2016-078. CNMNC Newsletter No. 34, December 2016, page 1319; *Mineralogical Magazine*, **80**, 1315–1321.

IMA No. 2016-079

Burroite

$\text{Ca}_2(\text{NH}_4)_2(\text{V}_{10}\text{O}_{28}) \cdot 15\text{H}_2\text{O}$

Burro mine, Slick Rock district, San Miguel Co., Colorado, USA (38°2'42"N, 108°53'23"W)

Anthony R. Kampf*, Barbara P. Nash, Joe Marty and John M. Hughes

*E-mail: akampf@nhm.org

Chemically related to wernerbaurite

Triclinic: $P\bar{1}$; structure determined

$a = 8.779(2)$, $b = 10.311(2)$, $c = 12.060(2)$ Å, $\alpha = 96.740(4)$, $\beta = 107.388(5)$, $\gamma = 114.439(6)^\circ$
11.06(100), 9.02(46), 8.10(21), 7.71(94), 7.50(17), 2.950(14), 2.778(16), 2.075(19)

Type material is deposited in the mineralogical collections of the Natural History Museum of Los Angeles County, Los Angeles, California, USA, catalogue numbers 66299 (holotype) and 66300 (cotype)

How to cite: Kampf, A.R., Nash, B.P., Marty, J. and Hughes, J.M. (2016) Burroite, IMA 2016-079. CNMNC Newsletter No. 34, December 2016, page 1319; *Mineralogical Magazine*, **80**, 1315–1321.

IMA No. 2016-080

Marathonite

$Pd_{25}Ge_9$

Marathon deposit, Coldwell Complex, Ontario, Canada (48°48'7"N, 86°18'35"W)

Andrew M. McDonald*, Doreen E. Ames, Kirk C. Ross, Ingrid M. Kjarsgaard and David J. Good

*E-mail: amcdonald@laurentian.ca

New structure type

Trigonal: $P3$; structure determined

$a = 7.391(1)$, $c = 10.477(2)$ Å
2.748(10), 2.436(10), 2.374(29), 2.148(100), 1.759(10), 1.360(13), 1.239(14), 1.207(10)

Type material is deposited in the mineralogical collections of the Canadian Museum of Nature, Gatineau, Quebec, Canada, catalogue number CMNMC 87179

How to cite: McDonald, A.M., Ames, D.E., Ross, K.C., Kjarsgaard, I.M. and Good, D.J. (2016) Marathonite, IMA 2016-080. CNMNC Newsletter No. 34, December 2016, page 1320; *Mineralogical Magazine*, **80**, 1315–1321.

IMA No. 2016-081

Rietveldite

$Fe(UO_2)(SO_4)_2(H_2O)_5$

Giveaway-Simplot mine, White Canyon mining district, San Juan Co., Utah, USA (37°33'09.80"N, 110°16'58.50"W); Jáchymov ore district, Western Bohemia, Czech Republic;

Willi Agatz mine (+50 m level), Gittersee mining field, Dresden, Saxony, Germany

Anthony R. Kampf*, Jiří Sejkora, Thomas Witzke, Jakub Plášil, Jiří Čejka, Barbara P. Nash and Joe Marty

*E-mail: akampf@nhm.org

Structurally related to svornostite

Orthorhombic: $Pmn2_1$; structure determined

$a = 12.9577(9)$, $b = 8.3183(3)$, $c = 11.2971(5)$ Å
8.309(34), 6.477(100), 5.110(58), 4.668(48), 4.653(36), 3.428(41), 3.341(33), 3.238(49)

Cope material is deposited in the mineralogical collections of the Natural History Museum of Los Angeles County, 900 Exposition Boulevard, Los Angeles, CA 90007, USA, catalogue numbers 66291 and 66292 (sample from USA), the TU Bergakademie Freiberg, Germany, catalogue number 84140 (sample from Germany), the National Museum Prague, Department of Mineralogy and Petrology, Cirkusová 1740, CZ 193 00 Prague, Czech Republic, catalogue number PIN 45564 (sample from Czech Republic)

How to cite: Kampf, A.R., Sejkora, J., Witzke, T., Plášil, J., Čejka, J., Nash, B.P. and Marty, J. (2016) Rietveldite, IMA 2016-081. CNMNC Newsletter No. 34, December 2016, page 1320; *Mineralogical Magazine*, **80**, 1315–1321.

IMA No. 2016-082

Redcanyonite

$(NH_4)_2Mn[(UO_2)_4O_4(SO_4)_2](H_2O)_4$

Blue Lizard mine, Red Canyon, White Canyon mining district, San Juan Co., Utah, USA (37°33'26"N, 110°17'44"W)

Travis A. Olds*, Jakub Plášil, Anthony R. Kampf, Peter C. Burns, Barbara P. Nash, Joe Marty, Timothy P. Rose and Shawn M. Carlson

*E-mail: tolds@nd.edu

Structurally related to zippeite

Monoclinic: $C2/m$; structure determined

$a = 8.657(2)$, $b = 14.155(3)$, $c = 8.843(2)$ Å, $\beta = 104.12(2)^\circ$

8.55(21), 7.19(100), 3.600(33), 3.453(56), 3.112(72), 2.657(23), 2.491(21), 2.069(20)

Cotype material is deposited in the mineralogical collections of the Natural History Museum of Los Angeles County, Los Angeles, California, USA, catalogue numbers 66293, 66294, 66295, 66296, 66297 and 66298

How to cite: Olds, T.A., Plášil, J., Kampf, A.R., Burns, P.C., Nash, B.P., Marty, J., Rose, T.P. and Carlson, S.M. (2016) Redcanyonite, IMA 2016-082. CNMNC Newsletter No. 34, December 2016, page 1320; *Mineralogical Magazine*, **80**, 1315–1321.

NOMENCLATURE PROPOSAL APPROVED IN OCTOBER 2016

IMA 16-J: Uklonskovite

Proposal 16-J is accepted, and the formula of uklonskovite is revised from $\text{NaMg}(\text{SO}_4)\text{OH}\cdot 2\text{H}_2\text{O}$ to $\text{NaMg}(\text{SO}_4)\text{F}\cdot 2\text{H}_2\text{O}$ (F instead of OH).

IMA 16-K: Tombarthite-(Y) (discredited)

Proposal 16-K is accepted, and tombarthite-(Y), ideally $\text{Y}_4(\text{Si},\text{H}_4)_4\text{O}_{12-x}(\text{OH})_{4+2x}$ with $x \leq 4$, is discredited. A re-examination of original material shows that all samples are heterogeneous, and hence not constituted by a single mineral.

IMA 16-L: Claraite

Proposal 16-L is accepted, and claraite is redefined as a copper hydrated hydroxy-carbonate-arsenate-sulfate mineral having ideal chemical composition $(\text{Cu},\text{Zn})_{15}(\text{CO}_3)_4(\text{AsO}_4)_2(\text{SO}_4)(\text{OH})_{14}\cdot 7\text{H}_2\text{O}$. The collection of new chemical and crystallographic data on two specimens of claraite from the type locality and Carrara confirmed the occurrence of As and S as essential components.