

# IMA Commission on New Minerals, Nomenclature and Classification (CNMNC)

## NEWSLETTER 31

---

### New minerals and nomenclature modifications approved in 2016

U. HÅLENIUS<sup>1</sup> (CHAIRMAN CNMNC), F. HATERT<sup>2</sup> (VICE-CHAIRMAN CNMNC), M. PASERO<sup>3</sup> (VICE-CHAIRMAN CNMNC) AND S.J. MILLS<sup>4</sup> (SECRETARY CNMNC)

<sup>1</sup> Department of Mineralogy, Naturhistoriska Riksmuseet, Box 50007, SE-104 05 Stockholm, Sweden – ulf.halenius@nrm.se

<sup>2</sup> Laboratoire de Minéralogie, Université de Liège, B-4000 Liège, Belgium – fhatert@ulg.ac.be

<sup>3</sup> Dipartimento di Scienze della Terra, Università di Pisa, Via Santa Maria 53, I-56126 Pisa, Italy – marco.pasero@unipi.it

<sup>4</sup> Geosciences, Museum Victoria, PO Box 666, Melbourne, Victoria 3001, Australia – smills@museum.vic.gov.au

The information given here is provided by the IMA Commission on New Minerals, Nomenclature and Classification for comparative purposes and as a service to mineralogists working on new species.

Each mineral is described in the following format:

**Mineral name, if the authors agree on its release prior to the full description appearing in press**

Chemical formula

Type locality

Full authorship of proposal

E-mail address of corresponding author

Relationship to other minerals

Crystal system, Space group; Structure determined, yes or no

Unit-cell parameters

Strongest lines in the X-ray powder diffraction pattern

Type specimen repository and specimen number

Citation details for the mineral prior to publication of full description

**Citation details concern the fact that this information will be published in the *Mineralogical Magazine* on a routine basis, as well as being added month by month to the Commission's web site.**

**It is still a requirement for the authors to publish a full description of the new mineral.**

NO OTHER INFORMATION WILL BE RELEASED BY THE COMMISSION

## NEW MINERAL PROPOSALS APPROVED IN APRIL 2016

### IMA No. 2015-120

Wrightite



In a fumarole at the Second cinder cone of the Northern Breach of the Great Tolbachik Fissure Eruption, Tolbachik volcano, Kamchatka Peninsula, Far-Eastern Region, Russia (55°41' N, 160°14'E, 1200 m asl)

Andrey P. Shablinskii\*, Stanislav K. Filatov, Lidiya P. Vergasova, Evgenia Y. Avdontseva and Svetlana V. Moskaleva

\*E-mail: shablinskii.andrey@mail.ru

New structure type

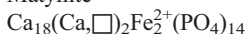
Orthorhombic: *Pnma*; structure determined  
 $a = 8.2377(3)$ ,  $b = 5.5731(6)$ ,  $c = 17.683(1)$  Å  
 $8.77(36)$ ,  $6.01(18)$ ,  $4.458(17)$ ,  $4.097(16)$ ,  $4.010(19)$ ,  $3.875(19)$ ,  $3.003(16)$ ,  $2.972(100)$

Type material is deposited in the collections of the Mineralogical Museum, Saint-Petersburg State University, University Emb. 7/9, St. Petersburg 199034, Russia, catalogue number 1/19653

How to cite: Shablinskii, A.P., Filatov, S.K., Vergasova, L.P., Avdontseva, E.Y. and Moskaleva, S.V. (2016) Wrightite, IMA 2015-120. CNMNC Newsletter No. 31, June 2016, page 692; *Mineralogical Magazine*, **80**, 691–697.

### IMA No. 2015-121

Matyhite



D'Orbigny angrite, D'Orbigny, Coronel Suárez, Buenos Aires, Argentina (37°40'S, 61°39'W)

Shyh-Lung Hwang\*, Pouyan Shen, Hao-Tsu Chu, Tzen-Fu Yui, Maria Eugenia Varela and Yoshiyuki Iizuka

\*E-mail: slhwang@mail.ndhu.edu.tw

Merrillite group

Trigonal: *R3c*

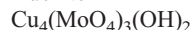
$a = 10.456(7)$ ,  $c = 37.41(3)$  Å  
 $6.52(s)$ ,  $5.24(m)$ ,  $3.46(s)$ ,  $3.21(s)$ ,  $3.02(m)$ ,  $2.88(vs)$ ,  $2.75(m)$ ,  $2.62(vs)$

Type material is deposited in the collections of the Naturhistorisches Museum Wien, Austria, catalogue number Section D'Orbigny C-N1172-NH Wien

How to cite: Hwang, S.-L., Shen, P., Chu, H.-T., Yui, T.-F., Varela, M.E. and Iizuka, Y. (2016) Matyhite, IMA 2015-121. CNMNC Newsletter No. 31, June 2016, page 692; *Mineralogical Magazine*, **80**, 691–697.

### IMA No. 2015-122

Huenite



San Samuel Mine, Carrera Pinto, Cachiyuyo de Llampos district, Copiapó Province, Atacama Region, Chile (27°4'40"S, 70°0'10"W)

Pietro Vignola\*, G. Diego Gatta, Marco Merlini, Nicola Rotiroti, Frédéric Hatert, Danilo Bersani, Andrea Risplendente, Paolo Gentile and Alessandro Pavese

\*E-mail: pietro.vignola@idpa.cnr.it

Chemically related to lindgrenite

Trigonal: *P3<sub>1</sub>/c*; structure determined

$a = 7.728(5)$ ,  $c = 9.504(6)$  Å  
 $6.786(25)$ ,  $5.372(24)$ ,  $3.810(51)$ ,  $2.974(100)$ ,  $2.702(41)$ ,  $2.497(38)$ ,  $1.712(60)$ ,  $1.450(37)$

Type material is deposited in the mineralogical collections of the Laboratoire de Minéralogie, University of Liège, Belgium, catalogue no. 20399

How to cite: Vignola, P., Gatta, G.D., Merlini, M., Rotiroti, N., Hatert, F., Bersani, D., Risplendente, A., Gentile, P. and Pavese, A. (2016) Huenite, IMA 2015-122. CNMNC Newsletter No. 31, June 2016, page 692; *Mineralogical Magazine*, **80**, 691–697.

### IMA No. 2015-123

Braunerite



Svornost mine, Jáchymov ore district, Western Bohemia, Czech Republic (50°22'21"N, 12°54'42"E)

Jakub Plášil\*, Kurt Mereiter, Anthony R. Kampf, Jan Hloušek, Radek Škoda, Jiří Čejka, Ivan Němec and Jana Ederová

\*E-mail: plasil@fzu.cz

New structure type

Monoclinic: *P2<sub>1</sub>/c*; structure determined

$a = 17.6725(12)$ ,  $b = 11.6065(5)$ ,  $c = 29.673(3)$  Å,  $\beta = 101.780(8)^\circ$   
 $14.64(100)$ ,  $7.29(65)$ ,  $7.04(20)$ ,  $6.25(15)$ ,  $5.71(28)$ ,  $4.991(18)$ ,  $4.860(18)$ ,  $4.118(50)$

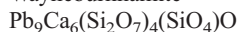
Type material is deposited in the collections of the Department of Mineralogy and Petrology,

National Museum, Cirkusová 1740, Prague 9, Czech Republic, catalogue number P1P 14/2015, and the Natural History Museum of Los Angeles County, 900 Exposition Boulevard, Los Angeles, CA 90007, USA, catalogue number 65631

How to cite: Plášil, J., Mereiter, K., Kampf, A. R., Hloušek, J., Škoda, R., Čejka, J., Němec, I. and Ederová, J. (2016) Braunerite, IMA 2015-123. CNMNC Newsletter No. 31, June 2016, page 692; *Mineralogical Magazine*, **80**, 691–697.

#### IMA No. 2015-124

Wayneburnhamite



Commercial quarry, Crestmore, Sky Blue Hill, Riverside Co., California, USA (34°01'24.6"N, 117°23'04.6"W)

Anthony R. Kampf\*, Robert M. Housley and George R. Rossman

\*E-mail: akampf@nhm.org

Isostructural with ganomalite

Hexagonal;  $P6$ ; structure determined

$a = 9.8953(9)$ ,  $c = 10.2054(7)$  Å  
4.95(52), 4.45(64), 3.550(77), 3.232(54), 3.086(100), 2.847(60), 2.798(48), 2.734(83)

Type material is deposited in the collections of the Mineral Sciences Department, Natural History Museum of Los Angeles County, 900 Exposition Boulevard, Los Angeles, California 90007, USA, catalogue numbers 65639 (holotype) and 65640 (cotype)

How to cite: Kampf, A.R., Housley, R.M. and Rossman, G.R. (2016) Wayneburnhamite, IMA 2015-124. CNMNC Newsletter No. 31, June 2016, page 693; *Mineralogical Magazine*, **80**, 691–697.

#### IMA No. 2015-125

Cardite



Block 14 Opencut, Broken Hill, New South Wales, Australia (31°57'33"S, 141°28'30"E)

Peter Elliott\*

\*E-mail: peter.elliott@adelaide.edu.au

New structure type

Orthorhombic;  $Cmcm$ ; structure determined

$a = 15.110(3)$ ,  $b = 15.492(3)$ ,  $c = 6.385(1)$  Å  
10.783(100), 7.564(85), 4.143(48), 3.328(31), 3.012(20), 2.763(31), 2.668(24), 2.451(21)

Type material is deposited in the mineralogical collections of the South Australian Museum, Adelaide, Australia, registration number G34301

How to cite: Elliott, P. (2016) Cardite, IMA 2015-125. CNMNC Newsletter No. 31, June 2016, page 693; *Mineralogical Magazine*, **80**, 691–697.

#### IMA No. 2015-126

Selivanovaite



In drill cores (100–130 m underground) at the Lovozero Eudialyte Complex, Mt. Alluaiv, Kola Peninsula, Russia

Yakov A. Pakhomovsky, Taras L. Panikirovskii, Victor N. Yakovenchuk, Gregory Y. Ivanyuk\*, Julia A. Mikhailova, Sergei V. Krivovichev and Vladimir N. Bocharov

\*E-mail: ivanyuk@geoksc.apatity.ru

New structure type

Triclinic;  $P\bar{1}$ ; structure determined

$a = 8.671(1)$ ,  $b = 8.686(1)$ ,  $c = 12.217(1)$  Å,  $\alpha = 92.68(1)$ ,  $\beta = 108.52(1)$ ,  $\gamma = 105.42(1)^\circ$   
11.43(100), 6.37(25), 5.73(15), 4.208(16), 3.108(35), 3.043(20), 2.596(17), 2.496(14)

Type material is deposited in the collections of the Mineralogical Museum, St. Petersburg State University, St. Petersburg, Russia, catalogue no. 19649, and the Geological and the Mineralogical Museum, Geological Institute, Kola Science Centre, Apatity, Russia, catalogue no. 7538

How to cite: Pakhomovsky, Y.A., Panikirovskii, T.L., Yakovenchuk, V.N., Ivanyuk, G.Y., Mikhailova, J.A., Krivovichev, S.V. and Bocharov, V.N. (2016) Selivanovaite, IMA 2015-126. CNMNC Newsletter No. 31, June 2016, page 693; *Mineralogical Magazine*, **80**, 691–697.

#### IMA No. 2015-127

Příbramite



At the mine dump of shaft No. 16 – Háje, near Příbram, Central Bohemia, Czech Republic (49°40'33.894"N, 14°3'29.922"E)

Pavel Škácha\*, Jiří Sejkora and Jakub Plášil

\*E-mail: skacha-p@muzzeum-pribram.cz

The Se analogue of chalcostibite

Orthorhombic;  $Pnma$ ; structure determined

$a = 6.304(1)$ ,  $b = 3.980(1)$ ,  $c = 14.989(4)$  Å  
3.152(40), 3.113(100), 3.085(40), 3.070(30),  
2.394(63), 1.990(38), 1.844(42), 1.833(33)

Cotype material is deposited in the collections of the Department of Mineralogy and Petrology, National Museum, Cirkusová 1740, Praha 9, Czech Republic, catalogue number PIP 15/2015, and the Mining Museum Příbram, Czech Republic, catalogue number 1/2016

How to cite: Škácha, P., Sejkora, J. and Plášil, J. (2016) Příbramite, IMA 2015-127. CNMNC Newsletter No. 31, June 2016, page 693; *Mineralogical Magazine*, **80**, 691–697.

#### IMA No. 2015-128

Leoszilardite

$\text{Na}_6\text{Mg}(\text{UO}_2)_2(\text{CO}_3)_6 \cdot 6\text{H}_2\text{O}$

Markey Mine, Red Canyon, White Canyon District, San Juan Co., Utah, USA (37°32'57" N, 110°18'2"W)

Travis A. Olds\*, Luke Sadergaski, Jakub Plášil, Anthony R. Kampf, Peter C. Burns, Ian M. Steele and Joe Marty

\*E-mail: tolds@nd.edu

New structure type

Monoclinic:  $C2/m$ ; structure determined

$a = 11.609(2)$ ,  $b = 6.784(1)$ ,  $c = 15.106(3)$  Å,  $\beta = 91.378(3)^\circ$

7.59(36), 5.46(100), 4.64(28), 3.82(30), 3.383(33), 3.105(25), 2.864(31), 2.028(28)

Type material is deposited in the mineralogical collections of the Natural History Museum of Los Angeles County, 900 Exposition Boulevard, Los Angeles, CA 90007, USA, catalogue number 65645.

How to cite: Olds, T.A., Sadergaski, L., Plášil, J., Kampf, A.R., Burns, P.C., Steele, I.M. and Marty, J. (2016) Leoszilardite, IMA 2015-128. CNMNC Newsletter No. 31, June 2016, page 694; *Mineralogical Magazine*, **80**, 691–697.

#### IMA No. 2016-001

Whiteite-(CaMgMg)

$\text{CaMg}_3\text{Al}_2(\text{PO}_4)_4(\text{OH})_2 \cdot 8\text{H}_2\text{O}$

Northern Belle mine (aka Argentum mine), Candelaria district, Mineral Co., Nevada, USA (38°9'22"N, 118°5'8"W)

Anthony R. Kampf\*, Paul M. Adams and Barbara P. Nash

\*E-mail: akampf@nhm.org

Jahnsite group

Monoclinic:  $P2/a$ ; structure determined

$a = 14.824(2)$ ,  $b = 7.0302(3)$ ,  $c = 9.946(3)$  Å,  $\beta = 110.115(12)^\circ$

9.20(82), 4.88(64), 3.510(35), 2.936(40), 2.849(45), 2.805(100), 2.549(34), 1.953(35)

Cotype material is deposited in the collections of the Mineral Sciences Department, Natural History Museum of Los Angeles County, 900 Exposition Boulevard, Los Angeles, California 90007, USA, catalogue numbers 65642 and 65643

How to cite: Kampf, A.R., Adams, P.M. and Nash, B.P. (2016) Whiteite-(CaMgMg), IMA 2016-001. CNMNC Newsletter No. 31, June 2016, page 694; *Mineralogical Magazine*, **80**, 691–697.

#### IMA No. 2016-002

Cesiodymite

$\text{CsKC}_{15}\text{O}(\text{SO}_4)_5$

Arsenatnaya fumarole, Second scoria cone of the Northern Breakthrough of the Great Tolbachik Fissure Eruption, Tolbachik volcano, Kamchatka Peninsula, Far-Eastern Region, Russia (55°41'N, 160°14'E, 1200 m asl)

Igor V. Pekov\*, Natalia V. Zubkova, Atali A. Agakhanov, Vasiliy O. Yapaskurt, Dmitry I. Belakovskiy, Marina F. Vigasina, Sergey N. Britvin, Evgeny G. Sidorov and Dmitry Y. Pushcharovsky

\*E-mail: igorpekov@mail.ru

Isostructural with cryptochalcite

Triclinic:  $P\bar{1}$ ; structure determined

$a = 10.0682(4)$ ,  $b = 12.7860(7)$ ,  $c = 14.5486(8)$

Å,  $\alpha = 102.038(5)$ ,  $\beta = 100.847(4)$ ,  $\gamma = 89.956(4)^\circ$

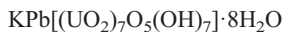
6.95(54), 3.946(100), 3.765(37), 3.404(39), 3.188(50), 3.149(27), 3.104(28), 2.681(31)

Type material is deposited in the collections of the Fersman Mineralogical Museum, Russian Academy of Sciences, Moscow, Russia, registration number 4842/1

How to cite: Pekov, I.V., Zubkova, N.V., Agakhanov, A.A., Yapaskurt, V.O., Belakovskiy, D.I., Vigasina, M.F., Britvin, S.N., Sidorov, E.G. and Pushcharovsky, D.Y. (2016) Cesiodymite, IMA 2016-002. CNMNC Newsletter No. 31, June 2016, page 694; *Mineralogical Magazine*, **80**, 691–697.

## IMA No. 2016-004

Gauthierite



Shinkolobwe mine, Shaba province,  
Democratic Republic of Congo (11°02'S, 26°  
35'E)

Travis A. Olds, Jakub Plášil\*, Anthony  
R. Kampf, Radek Škoda, Peter C. Burns, Jiří  
Čejka, Vincent Bourgoïn and Jean-Claude  
Boulliard

\*E-mail: plasil@fzu.cz

New structure type

Monoclinic:  $P2_1/c$ ; structure determined $a = 29.844(2)$ ,  $b = 14.5368(8)$ ,  $c = 14.0406(7)$  $\beta = 103.708(6)^\circ$ 

7.28(49), 3.566(67), 3.192(100), 2.541(18),

2.043(14), 2.001(23), 1.962(14), 1.783(17)

Type material is deposited in the mineralogical  
collections of the Natural History Museum of  
Los Angeles County, 900 Exposition  
Boulevard, Los Angeles, CA 90007, USA,  
catalogue number 65644

How to cite: Olds, T.A., Plášil, J., Kampf, A.R.,  
Škoda, R., Burns, P.C., Čejka, J., Bourgoïn,  
V. and Boulliard, J.-C. (2016) Gauthierite, IMA  
2016-004. CNMNC Newsletter No. 31, June  
2016, page 695; *Mineralogical Magazine*, **80**,  
691–697.

## IMA No. 2016-005

Luogufengite



Menan Volcanic Complex, near Rexburg,  
Madison Co., Idaho, USA

Huifang Xu\* and Seungyeol Lee

\*E-mail: hfxu@geology.wisc.edu

A polymorph of hematite and maghemite

Orthorhombic:  $Pna2_1$ ; structure determined $a = 5.051(2)$ ,  $b = 8.717(3)$ ,  $c = 9.382(5)$  Å

3.198(27), 2.944(25), 2.697(100), 2.525(40),

2.437(32), 1.716(24), 1.505(41), 1.455(37)

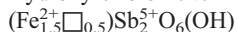
Type material is deposited in the collections of  
the Geology Museum of the Department of  
Geoscience, University of Wisconsin, 1215  
West Dayton Street, Madison, WI 53706,  
USA, specimen numbers UWGM 2341,  
UWGM 2342 and UWGM 2343

How to cite: Xu, H. and Lee, S. (2016)  
Luogufengite, IMA 2016-005. CNMNC  
Newsletter No. 31, June 2016, page 695;  
*Mineralogical Magazine*, **80**, 691–697.

NEW MINERAL PROPOSALS APPROVED IN  
MAY 2016

## IMA No. 2016-006

Hydroxyferromoméite



Correc d'en Llinassos, near the village of Oms,  
Pyrénées-Orientales Department, France (42°  
32'16"N, 2°42'26"E)

Stuart J. Mills\*, Andrew G. Christy, Mike  
S. Rumsey, John Spratt, Erica Bittarello,  
Georges Favreau, Marco E. Ciriotti and  
Christian Berbain

\*E-mail: smills@museum.vic.gov.au

Pyrochlore supergroup

Cubic:  $Fd\bar{3}m$  $a = 10.25(3)$  Å

5.971(65), 3.190(63), 3.069(100), 2.681(48),

2.005(63), 1.935(25), 1.785(43)

Type material is deposited in the mineralogical  
collections of the Museum Victoria,  
Melbourne, Victoria, Australia, registration  
number M53584, and the Natural History  
Museum, London, UK, registration number  
BM2016,2

How to cite: Mills, S.J., Christy, A.C., Rumsey,  
M.S., Spratt, J., Bittarello, E., Favreau, G.,  
Ciriotti, M.E. and Berbain, C. (2016)  
Hydroxyferromoméite, IMA 2016-006.  
CNMNC Newsletter No. 31, June 2016, page  
695; *Mineralogical Magazine*, **80**, 691–697.

## IMA No. 2016-007

Wangdaodeite



In shock veins of the Suizhou L6 meteorite, fell  
down in the suburb of Suizhou City, Hubei  
Province, China

Xiande Xie\*, Xiangping Gu, Hexiong Yang,  
Ming Chen and Kai Li

\*E-mail: xdxie@gzb.ac.cn

A dimorph of ilmenite

Trigonal:  $R3c$  $a = 5.1158(2)$ ,  $c = 13.7805(6)$  Å

3.745(72), 2.715(100), 2.562(89), 2.231(57),

1.859(59), 1.619(41), 1.507(44), 1.479(38)

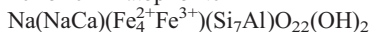
Cotype material is deposited in the mineral-  
ogical collections of the Geological Museum,  
Guangzhou Institute of Geochemistry, Chinese  
Academy of Sciences, 511 Kehua Street,  
Tianhe District, Guangzhou 510640, China,

catalogue number 15010, the Mineral Museum of the University of Arizona, Tucson AZ 85721-0077, USA, catalogue number 21312, and the RRUFF Project, deposition number R150142

How to cite: Xie, X., Gu, X., Yang, H., Chen, M. and Li, K. (2016) Wangdaodeite, IMA 2016-007. CNMNC Newsletter No. 31, June 2016, page 695; *Mineralogical Magazine*, **80**, 691–697.

#### IMA No. 2016-008

Ferro-ferri-katophorite



Along the eastern flank of the Sierra de Maz, near the town of Villa Unión, Coronel Felipe Varela department, La Rioja province, Argentina

Fernando Colombo\*, Jordi Rius, Elies Molins, Héctor Biglia, Miguel Á. Galliski, María Florencia Márquez-Zavalía, Edgardo G.A. Baldo and Agustín Kriscautzky

\*E-mail: fosfatos@yahoo.com.ar

Amphibole supergroup

Monoclinic:  $C2/m$ ; structure determined

$a = 9.8270(7)$ ,  $b = 18.0300(8)$ ,  $c = 5.316(4)$  Å,  
 $\beta = 104.626(3)^\circ$

8.446(100), 3.405(9), 3.284(14), 3.135(50),  
2.815(26), 2.720(18), 2.173(9), 2.026(9)

Type material is deposited in the collections of the Museo de Mineralogía “Dr. Alfred Stelzner”, Universidad Nacional de Córdoba (Argentina), catalogue number MS003341

How to cite: Colombo, F., Rius, J., Molins, E., Biglia, H., Galliski, M.Á., Márquez-Zavalía, M.F., Baldo, E.G.A. and Kriscautzky, A. (2016) Ferro-ferri-katophorite, IMA 2016-008. CNMNC Newsletter No. 31, June 2016, page 696; *Mineralogical Magazine*, **80**, 691–697.

#### IMA No. 2016-009

Hydroxylguguaite



1. Langangen, Blåfjell, between Larvik and Porsgrunn, Telemark, Norway ( $59^\circ 5' 31'' \text{N}$ ,  $9^\circ 47' 35'' \text{E}$ , 75 m asl); 2. Saga I quarry, Mørje, Porsgrunn, Telemark, Norway ( $59^\circ 2' 40'' \text{N}$ ,  $9^\circ 50' 00''$ , 100 m asl)

Joel Grice\*, Roy Kristiansen, Henrik Friis, Ralph Rowe, Mark Cooper, Glenn Poirier and Panseok Yang

\*E-mail: jgrice@mus-nature.ca

Closely related to guguaite

Tetragonal:  $P4_2/m$ ; structure determined

$a = 7.415(1)$ ,  $c = 4.965(1)$  Å

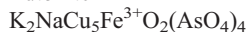
3.604(27), 2.971(34), 2.755(100), 2.348(17),  
2.318(26), 2.212(26), 1.987(19), 1.706(22)

Cotype material is deposited in the mineralogical collections of the Canadian Museum of Nature, Ottawa, Canada, registration number CMNMC 86555

How to cite: Grice, J., Kristiansen, R., Friis, H., Rowe, R., Cooper, M., Poirier, G. and Yang, P. (2016) Hydroxylguguaite, IMA 2016-009. CNMNC Newsletter No. 31, June 2016, page 696; *Mineralogical Magazine*, **80**, 691–697.

#### IMA No. 2016-010

Edtollite



Arsenatnaya fumarole, Second scoria cone of the Northern Breakthrough of the Great Tolbachik Fissure Eruption, Tolbachik volcano, Kamchatka Peninsula, Far-Eastern Region, Russia ( $55^\circ 41' \text{N}$ ,  $160^\circ 14' \text{E}$ , 1200 m asl)

Igor V. Pekov\*, Natalia V. Zubkova, Atali A. Agakhanov, Leonid A. Pautov, Marina F. Vigasina, Evgeny G. Sidorov, Dmitry A. Ksenofontov, Sergey N. Britvin and Dmitry Y. Pushcharovsky

\*E-mail: igorpekov@mail.ru

New structure type

Triclinic:  $P\bar{1}$ ; structure determined

$a = 5.1168(6)$ ,  $b = 9.124(1)$ ,  $c = 9.698(1)$  Å,  $\alpha = 110.12(1)$ ,  $\beta = 102.45(1)$ ,  $\gamma = 92.85(1)^\circ$   
8.79(92), 7.63(41), 5.22(44), 3.427(100), 3.148  
(64), 2.851(65), 2.569(77), 2.551(40)

Type material is deposited in the collections of the Fersman Mineralogical Museum, Russian Academy of Sciences, Moscow, Russia, registration number 4851/1

How to cite: Pekov, I.V., Zubkova, N.V., Agakhanov, A.A., Pautov, L.A., Vigasina, M. F., Sidorov, E.G., Ksenofontov, D.A., Britvin, S.N. and Pushcharovsky, D.Y. (2016) Edtollite, IMA 2016-010. CNMNC Newsletter No. 31, June 2016, page 696; *Mineralogical Magazine*, **80**, 691–697.

#### IMA No. 2016-011

Cabvinité





Su Seinargiu, Sarroch, Cagliari, Sardinia, Italy  
Paolo Orlandi, Cristian Biagioni\* and Federica Zaccarini

\*E-mail: biagioni@dst.unipi.it

New structure type

Tetragonal:  $I4/m$ ; structure determined

$a = 11.3689(2)$ ,  $c = 6.4175(1)$  Å

8.02(ms), 5.66(w), 3.975(s), 3.595(m), 2.832(m), 2.125(m), 2.056(m), 2.004(m)

Type material is deposited in the mineralogical collections of the Museo di Storia Naturale, Università di Pisa, Via Roma 79, Calci (Pisa), Italy, catalogue number 19711

How to cite: Orlandi, P, Biagioni, C. and Zaccarini, F. (2016) Cabvinitite, IMA 2016-011. CNMNC Newsletter No. 31, June 2016, page 696; *Mineralogical Magazine*, **80**, 691–697.

#### IMA No. 2016-012

Ewingite

$Mg_8Ca_8(UO_2)_{24}(CO_3)_{30}O_4(OH)_{12}(H_2O)_{138}$

Plavno Mine, Jáchymov ore district, Western Bohemia, Czech Republic

Travis A. Olds\*, Jakub Plášil, Anthony R. Kampf, Peter C. Burns, Antonio Simonetti and Luke R. Sadergaski

\*E-mail: tolds@nd.edu

New structure type

Tetragonal:  $I4_1/acd$ ; structure determined

$a = 35.401(9)$ ,  $c = 48.157(13)$  Å

17.8(19), 14.3(31), 10.1(74), 8.28(100), 6.61(24), 6.03(30), 5.69(36), 3.772(17)

Type material is deposited in the mineralogical collections of the Natural History Museum of Los Angeles County, 900 Exposition Boulevard, Los Angeles, CA 90007, USA, catalogue number 65686

How to cite: Olds, T.A., Plášil, J., Kampf, A.R., Burns, P.C., Simonetti, A. and Sadergaski, L.R. (2016) Ewingite, IMA 2016-012. CNMNC Newsletter No. 31, June 2016, page 697; *Mineralogical Magazine*, **80**, 691–697.

#### REVISED CHEMICAL FORMULA

A paper on the mineral cairncrossite has been published recently [*European Journal of Mineralogy*, **28**, 495–505 (2016)] in which the ideal chemical formula of the mineral is given as  $Sr_2Ca_{7-x}Na_{2x}(Si_4O_{10})_4(OH)_2(H_2O)_{15-x}$  (with  $0 \leq x \leq 1$ ). In this formula Na is present as an essential component (provided that  $x > 0$ ), whereas it was lacking in the previously accepted formula of cairncrossite (cf. CNMNC Newsletter 16). These data were examined carefully by the CNMNC officers and were considered reliable. Accordingly it was agreed to modify the formula of cairncrossite in the official IMA List of Minerals.